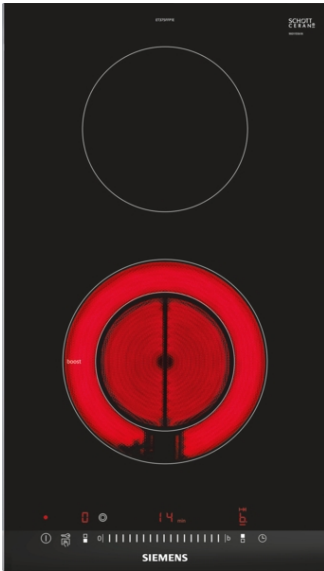


iQ300  
ET375FFP1E  
30 cm, Domino ceramic



The modern Domino glass ceramic cooktop for more cooking pleasure and less cleaning effort.

- ✓ The 30 cm wide cooktop is ideal for combining with other Domino or faceted design cooktops.
- ✓ touchSlider control allows to control the temperature by entering it directly or by moving the slider with a single finger.
- ✓ The timer with switch-off function safely shuts off the cooking zone when the selected cooking time expires.

Features

Technical Data

Product name/family : Vario/Domino cooking zone cera  
Built-in / Free-standing : CONSTR\_TYPE.Built-in  
Source of energy : Electric  
Total number of positions that can be used at the same time : 2  
Required niche size for installation (HxWxD) : 38 x x  
Width (mm) : 302  
Dimensions of the product (mm) : 38 x 302 x 520  
Dimensions of the packed product (HxWxD) (mm) : 120 x 380 x 600  
Net weight (kg) : 4.0  
Gross weight (kg) : 5.0  
Residual heat indicator : Separate  
Location of control panel : Hob front  
Basic surface material : Ceramic  
Color of surface : Alu, brushed, Black  
Color of frame : Alu, brushed  
Approval certificates : AENOR, CE  
Length electrical supply cord (cm) : 100  
EAN code : 4242003755075  
Electrical connection rating (W) : 3500  
Current (A) : 16  
Voltage (V) : 220-240  
Frequency (Hz) : 60; 50



Optional accessories

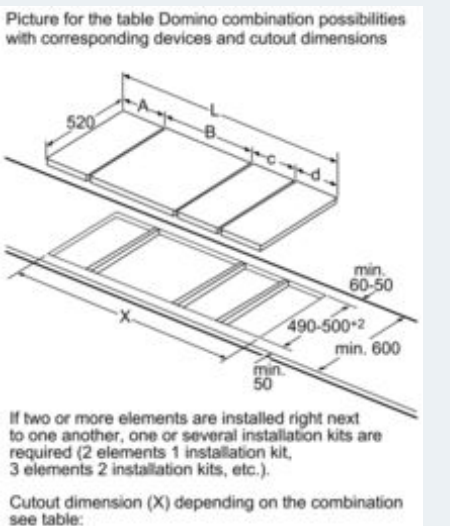
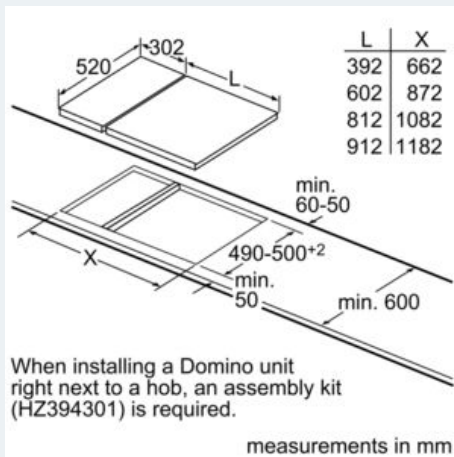
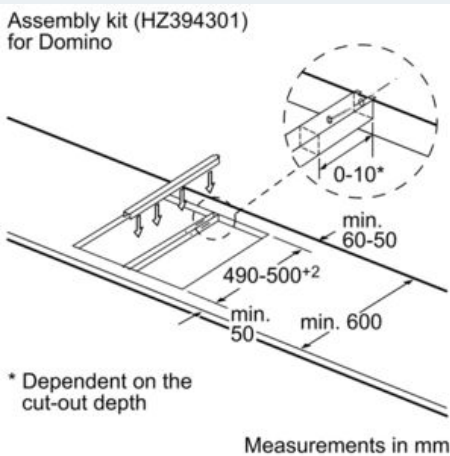
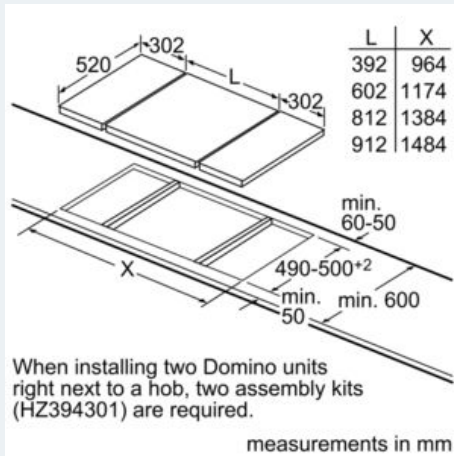
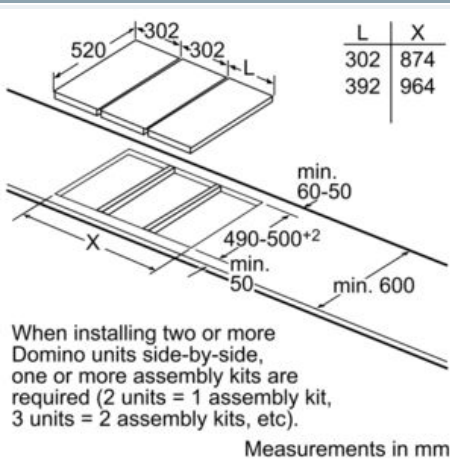
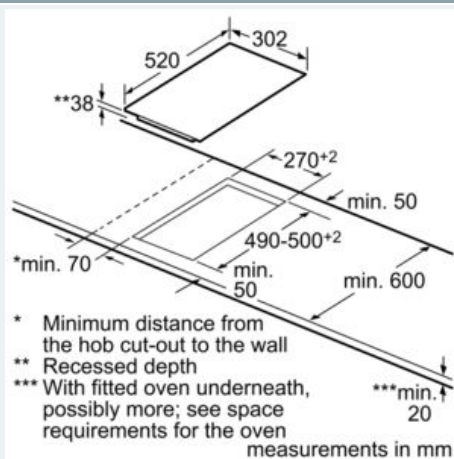
HZ390090 Wok Set consisting of 3 Items

iQ300  
ET375FFP1E  
30 cm, Domino ceramic

Features	
<p><b>Design:</b></p> <ul style="list-style-type: none"><li>• SE Top Frame</li><li>• Can be combined with all hobs in comfort design</li></ul> <p><b>Comfort:</b></p> <ul style="list-style-type: none"><li>• 2 HighSpeed cooking zones, including:</li><li>• 1 dual zone</li><li>• touchSlider</li><li>• 17 power levels</li><li>• 7-segment display</li><li>• Switch off timer for every cooking zone</li><li>• Timer</li><li>• Count-up timer</li><li>• Wipe protection function</li><li>• reStart Function</li></ul> <p><b>Environment+safety:</b></p> <ul style="list-style-type: none"><li>• Main switch</li><li>• Power on indicator light</li><li>• Digital 2-step Residual heat indicator for each zone</li><li>• Childproof lock</li><li>• Safety switch-off</li><li>• Energy consumption display</li></ul> <p><b>Quickness:</b></p> <ul style="list-style-type: none"><li>• PowerBoost function</li></ul> <p><b>Measurements:</b></p> <ul style="list-style-type: none"><li>• Min. worktop thickness: 20 mm</li></ul>	

iQ300  
ET375FFP1E  
30 cm, Domino ceramic

Dimensioned drawings



iQ300  
ET375FFP1E  
30 cm, Domino ceramic

Dimensioned drawings

Domino combination possibilities with corresponding device and cutout dimensions

Width type: 30 40 60 70 80 90  
Device width: 302 392 602 710 812 912

	A	B	C	D	L	X	
2x30	302	302	-	-	-	-	604 572
1x30, 1x40	302	392	-	-	-	-	694 662
1x30, 1x60	302	602	-	-	-	-	904 872
1x30, 1x70	302	710	-	-	-	-	1012 980
1x30, 1x80	302	812	-	-	-	-	1114 1082
1x30, 1x90	302	912	-	-	-	-	1214 1182
2x40	392	392	-	-	-	-	784 752
1x40, 1x60	392	602	-	-	-	-	994 962
1x40, 1x70	392	710	-	-	-	-	1102 1070
1x40, 1x80	392	812	-	-	-	-	1204 1172
1x40, 1x90	392	912	-	-	-	-	1304 1272
3x30	302	302	302	-	-	-	906 874
2x30, 1x40	302	302	392	-	-	-	996 964
2x30, 1x60	302	302	602	-	-	-	1206 1174
2x30, 1x70	302	302	710	-	-	-	1314 1282
2x30, 1x80	302	302	812	-	-	-	1416 1384
2x30, 1x90	302	302	912	-	-	-	1516 1484
1x30, 2x40	302	392	392	-	-	-	1086 1054
1x30, 1x40, 1x60	302	392	602	-	-	-	1296 1264
1x30, 1x40, 1x70	302	392	710	-	-	-	1404 1372
1x30, 1x40, 1x80	302	392	812	-	-	-	1506 1474
1x30, 1x40, 1x90	302	392	912	-	-	-	1606 1574
3x40	392	392	392	-	-	-	1176 1144
2x40, 1x60	392	392	602	-	-	-	1386 1354
4x30	302	302	302	302	-	-	1208 1176
3x30, 1x40	302	302	302	392	-	-	1298 1266
2x30, 2x40	302	302	392	392	-	-	1388 1356
1x30, 3x40	302	392	392	392	-	-	1478 1446