

iQ500, Induction hob, 60 cm,
Black, surface mount with frame
ED677HSC1E



HZ32WA00 Wireless food thermometer, HZ390090 Wok Set consisting of 3 Items, HZ390210 System pan diameter 15 cm, HZ390220 System pan diameter 19 cm, HZ390230 System pan diameter 21cm, HZ394301 Connecting strip, HZ9CF240 Fry pan, coated 24cm Ø, HZ9CF280 Fry pan, coated 28cm Ø, HZ9ES100 Espresso maker 4 cups, HZ9FE280 Iron pan Ø 18 / 28 cm, HZ9SE030 Set of 2 pots and 1 pan, HZ9SE040 4 pieces Set, HZ9SE060 6 pieces Set

The modern combi induction hob - for more possibilities to cook and endless opportunities connected by Home Connect.

- ✓ combiZone – Connect two induction zones together for large cookware.
- ✓ touchSlider - Allows you to control the power level with one touch of your finger.
- ✓ Home Connect - Integrate your hob into the intelligent kitchen.
- ✓ fryingSensor Pro – Enjoy cooking without worrying about burning your food.
- ✓ Intelligent hood automatic – Hob and hood interaction for extra convenience.

Product name/family: Cooking zone ceramic
Design: Built-in
Source of energy: Electric
Total number of positions that can be used at the same time: 4
Required niche size for installation (HxWxD): 51 x 560-560 x 490-500 mm
Width of the appliance: 602 mm
Dimensions: 51x602x520 mm
Dimensions of the packed product (HxWxD): ... 130 x 750 x 600 mm
Net weight: 11.4 kg
Gross weight: 13.1 kg
Residual heat indicator:yes
Location of control panel: Front
Basic surface material: Ceramic
Color of surface: Black
Length electrical supply cord: 110.0 cm
Sealed Burners: No
powerBoost:All cooking zones
Power of 2nd heating element (kW): 3.6 kW
Power of 5th heating element (kW): 1.6 kW
Power of heating element (kW in boost):[3.7] kW
Power of 5th heating element (kW in boost):[2.2] kW
Connection rating: 6900 W
Voltage:220-240 V
Frequency:50; 60 Hz
Source of energy: Electric
Plug type: No plug (electrical connection by electrician)
Appliance Dimensions (h x w x d) (in): x x
Dimensions of the packed product: 5.11 x 23.62 x 29.52
Net weight: 25.000 lbs
Gross weight: 29.000 lbs
Total number of positions that can be used at the same time: 4
Length electrical supply cord: 110.0 cm
Required niche size for installation (HxWxD): 51 x 560-560 x 490-500 mm
Dimensions: 51x602x520 mm
Dimensions of the packed product (HxWxD): ... 130 x 750 x 600 mm
Net weight: 11.4 kg
Gross weight: 13.1 kg



iQ500, Induction hob, 60 cm, Black, surface mount with frame ED677HSC1E

- 60 cm: space for 4 pots

Flexibility of cooking zones

- combiZone
- : use bigger cookware by connecting two classic cooking zones into one large zone.
- Cooking zone front left: 190 mm, 210 mm, 2.5 KW (max. power 3.7 KW)
- Cooking zone rear left: 190 mm, 210 mm, 2.5 KW (max. power 3.7 KW)
- Cooking zone rear right: 145 mm , 1.6 KW (max power 2.2 KW)
- Cooking zone front right: 180 mm, 2 KW (max. power 3.1 KW)

Usage convenience

- touchSlider: directly control the power with the imprinted touch bar.
- Favourite button: directly access favourite functions with a configurable button (available with connected Home Connect account).
- 17 power levels: precisely adapt the heat with 17 power levels (9 main levels and 8 intermediate levels).
- Keep warm, selectable via Favourite button/Home Connect App (expected availability in Q4/2024 via software update for appliances connected to Home Connect): keep dishes warm at preset low power level.
- Switch-off timer (on appliance): switches off the cooking zone at the end of the time set (e.g. for boiled eggs).
- Count-down-timer (can be chosen instead of switch-off timer): an alarm sounds at the end of the time set (e.g. for pasta).
- Sound volume adaptable to personal preference and needs.

Time saving & efficiency

- powerBoost for all zones: boil water more quickly thanks to 50% more energy than at the highest standard level.
- panBoost, selectable via Favourite button/Home Connect App (expected availability in Q4/2024 via software update for appliances connected to Home Connect): heat up pans more quickly than at the highest standard level while protecting the pan coating.
- quickStart Function: when switching on, the hob automatically selects the cooking zone with cookware (placed in off-mode).
- reStart Function: in case of unintentional switch-off, restore all previous settings by switching on the hob again within 4 seconds.

Cooking assistance

- fryingSensor Pro: prevents scorching with the automatic temperature regulation of the integrated sensor.
- Dish assistant, via Home Connect App (expected availability in Q4/2024 via software update for appliances connected to Home Connect): easily find the right temperature setting for a certain dish via the Home Connect app.

Connectivity

- Home Connect (only in countries where Home Connect service is available): check if the hob is switched off even when not at home, and find recipes or additional functions in the Home Connect app.
- cookConnect system (with matching hood): automatically activates the hood when cooking, thanks to the WiFi connection of hob and

suitable hood.

- Intelligent hood automatic (available after software update): hood automatically adapts fan speed thanks to hob continuously providing cooking data (with matching hood and connected Home Connect account).
- Smart home trigger, via Favourite button (available with connected Home Connect account): open up the smart universe from your cooktop (partner service required).
- Updateable appliance (available with connected Home Connect account): keep appliance always up to date with latest status of software.

Design

- Side profiles, Studio Line, black design
- studioLine exclusive zone printing: minimalistic design thanks to dark colour of zone printing.

Safety

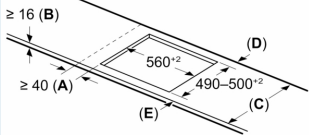
- Residual heat indicator (2 stage): indicates which cooking zones are still hot or warm.
- Childproof lock: prevent unintended activation of the hob.
- Pause function: pause the heating process, e.g to answer the door.
- Main Switch: switch off all cooking zones at the touch of a button.
- Safety switch-off: for safety reasons, heating stops after a preset time without interaction.

Installation

- Dimensions of the product (HxWxD mm): 51 x 602 x 520
- Required niche size for installation (HxWxD mm) : 51 x 560 x (490 - 500)
- Min. worktop thickness: 16 mm
- Connected load: 6900 W
- powerManagement function: limit the maximum power if needed (depends on fuse protection of electric installation).

iQ500, Induction hob, 60 cm,
 Black, surface mount with frame
 ED677HSC1E

Measurements in mm

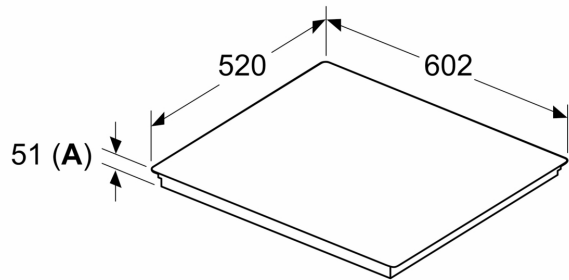


| C | D | E |
|---------|------|------|
| 585-600 | 50 | ≥ 35 |
| > 600 | ≥ 50 | ≥ 50 |

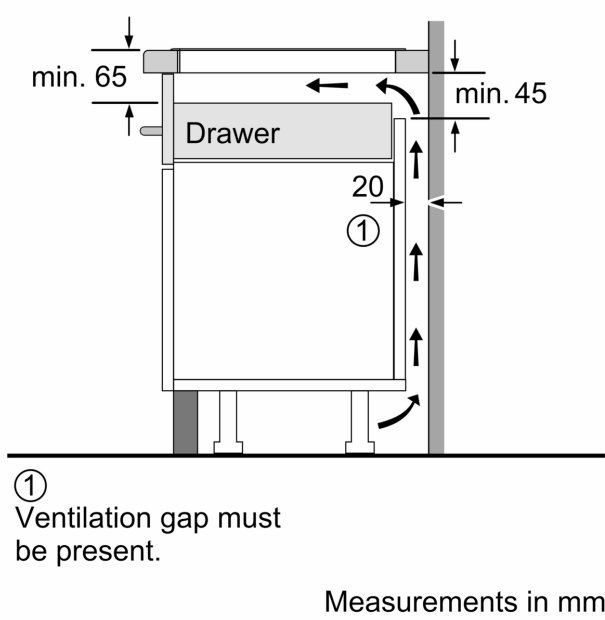
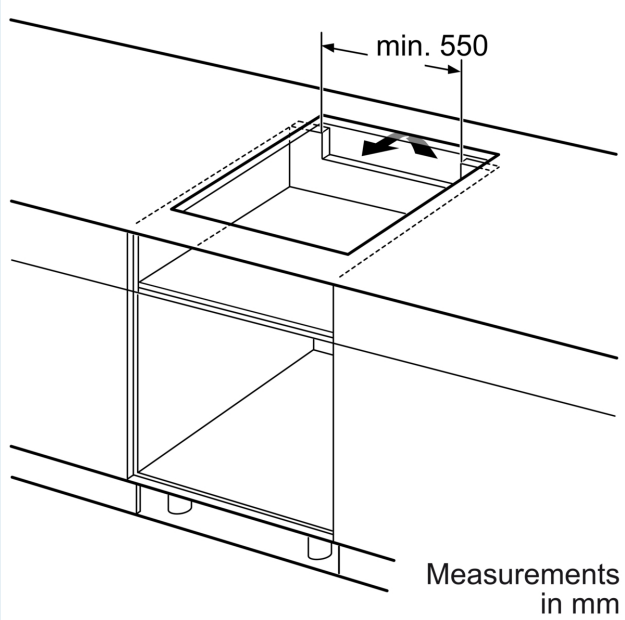
- A: Min. distance from the hob cut-out to the wall
 - B: The clearance between the surface of the worktop and the top of the front of the oven must be 30 mm
- See space requirements for the oven

The worktop into which the hob is installed must withstand loads of approx. 60 kg; suitable substructures must be used if required

Measurements in mm



A: Recessed depth



① Ventilation gap must be present.

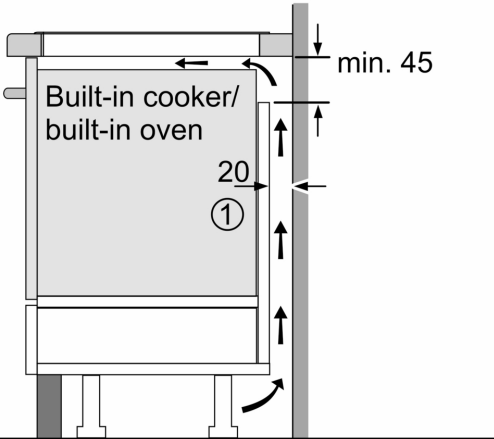


Diagram showing the installation of a built-in cooker/built-in oven. The unit is shown with its legs and a ventilation gap (1) at the bottom. The minimum clearance to the right is 45 mm (min. 45). The minimum clearance to the left is 20 mm (20). The unit is labeled "Built-in cooker/ built-in oven".

① Ventilation gap must be present

All measurements in mm

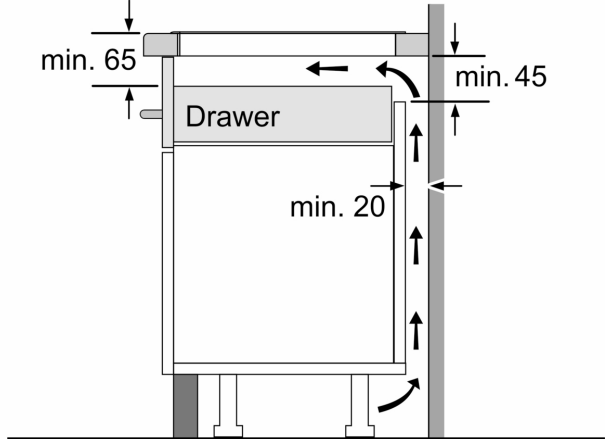


Diagram showing the installation of a built-in drawer. The unit is shown with its legs and a ventilation gap (1) at the bottom. The minimum clearance to the right is 45 mm (min. 45). The minimum clearance to the left is 65 mm (min. 65). The minimum clearance to the right of the drawer is 20 mm (min. 20). The unit is labeled "Drawer".

Measurements in mm