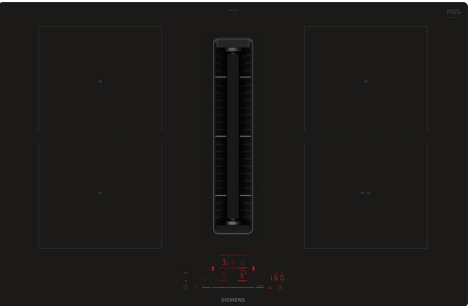


iQ500, Induction hob with integrated ventilation system, 80 cm, surface mount without frame ED811HQ26E



Included accessories

1 x Slider for unducted recirculation, 1 x Clean Air Plus odor filter

Optional accessories

HZ9VDKR0 Recirculation kit 2 L-bow (70cm), HZ9VDKR1 Recirculation kit S and L-bow (60cm), HZ9VDKR2 Recirculation kit 1x L-bow, HZ9VDSB1 90° flat duct bend horizontal, HZ9VDSB2 90° flat duct L vertical, HZ9VDSB3 90° flat duct M vertical, HZ9VDSB4 90° flat duct S vertical, HZ9VDSIO Adapter round-flat, HZ9VDSI1 90° Adapter round-flat, HZ9VDSM1 Straight tube 500mm, HZ9VDSM2 Straight tube 1000mm, HZ9VDS1 Connector sleeve (female), HZ9VDS2 Flexibel connecting piece DN 150 flat, HZ9VEDU0 Acoustics Filter, HZ9VRCR1 Clean Air Plus odor filter (replacement), HZ9VRPD1 Plinth Diffusor, HZ32WA00 Wireless food thermometer, HZ390090 Wok Set consisting of 3 Items, HZ9CF240 Fry pan, coated 24cm Ø, HZ9CF280 Fry pan, coated 28cm Ø, HZ9ES100 Espresso maker 4 cups, HZ9FE280 Iron pan Ø 18 / 28 cm, HZ9SE030 Set of 2 pots and 1 pan, HZ9SE040 4 pieces Set, HZ9SE060 6 pieces Set, HZ9VDKE1 Exhaust kit

Design hob with a fully integrated, totally flush air-inlet.

- ✓ combiZone – Connect two induction zones together for large cookware.
- ✓ touchSlider - Allows you to control the power level with one touch of your finger.
- ✓ inductionAir Plus noise: Minimal noise without compromising suction power.
- ✓ Easy cleaning – Minimal cleaning effort for your built-in✓ extractor.
- ✓ Home Connect - Integrate your hob into the intelligent kitchen.

Features

Technical Data

Product name/family: ..... Cooking zone ceramic  
Design: ..... Built-in  
Source of energy: ..... Electric  
Total number of positions that can be used at the same time: 4  
Required niche size for installation (HxWxD): .....223 x 750-750 x 490-490 mm  
Width of the appliance: ..... 802 mm  
Dimensions: ..... 223x802x522 mm  
Dimensions of the packed product (HxWxD): ...431 x 950 x 672 mm  
Net weight: ..... 24.6 kg  
Gross weight: ..... 31.0 kg  
Residual heat indicator: .....yes  
Location of control panel: ..... Front  
Basic surface material: ..... Ceramic  
Color of surface: ..... Black  
Length electrical supply cord: ..... 110.0 cm  
Sealed Burners: ..... No  
powerBoost: .....All cooking zones  
Power of 2nd heating element (kW): ..... 3.6 kW  
Number of speed settings: ..... 9-stage + 2 intensive  
Maximum output air extraction: ..... 500 m³/h  
Boost position output recirculating: .....595.0 m³/h  
Maximum output recirculating air: ..... 487 m³/h  
Boost position air extraction: .....622 m³/h  
Noise level: ..... 69 dB(A) re 1pW  
Odour filter: ..... No  
Clean filter reminders: ..... Yes  
Voltage: .....220-240/380-415 V  
Frequency: .....50-60 Hz  
Included accessories: ..... 1 x Slider for unducted recirculation, 1 x Clean Air Plus odor filter



## iQ500, Induction hob with integrated ventilation system, 80 cm, surface mount without frame ED811HQ26E

### Features

- 80 cm: space for 4 pots

#### Flexibility of cooking zones

- 2 combiZones
- : use bigger cookware by connecting two classic cooking zones into one large zone.
- Cooking zone front left: 190 mm, 210 mm, 2.5 KW (max. power 3.7 KW)
- Cooking zone rear left: 190 mm, 210 mm, 2.5 KW (max. power 3.7 KW)
- Cooking zone rear right: 190 mm, 210 mm, 2.5 KW (max power 3.7 KW)
- Cooking zone front right: 190 mm, 210 mm, 2.5 KW (max. power 3.7 KW)

#### Usage convenience

- touchSlider: directly control the power with the imprinted touch bar.
- Favourite button: directly access favourite functions with a configurable button (available with connected Home Connect account).
- 17 power levels: precisely adapt the heat with 17 power levels (9 main levels and 8 intermediate levels).
- via HC app/MyButton: keep dishes warm at preset low power level.
- Switch-off timer (on appliance): switches off the cooking zone at the end of the time set (e.g. for boiled eggs).
- Count-down-timer (can be chosen instead of switch-off timer): an alarm sounds at the end of the time set (e.g. for pasta).
- Sound volume adaptable to personal preference and needs.

#### Time saving & efficiency

- powerBoost for all zones: boil water more quickly thanks to 50% more energy than at the highest standard level.
- via HC app/MyButton: heat up pans more quickly than at the highest standard level while protecting the pan coating.
- quickStart Function: when switching on, the hob automatically selects the cooking zone with cookware (placed in off-mode).
- reStart Function: in case of unintentional switch-off, restore all previous settings by switching on the hob again within 4 seconds.

#### Cooking assistance

- fryingSensor Pro: prevents scorching with the automatic temperature regulation of the integrated sensor.
- only via HC app: easily find the right temperature setting for a certain dish via the Home Connect app.

#### Connectivity

- Home Connect (only in countries where Home Connect service is available): check if the hob is switched off even when not at home, and find recipes or additional functions in the Home Connect app.
- Smart home trigger, via Favourite button (available with connected Home Connect account): open up the smart universe from your cooktop (partner service required).
- Updateable appliance (available with connected Home Connect account): keep appliance always up to date with latest status of

software.

#### Design

- Frameless: classy, slightly raised installation without metal trim

#### Safety

- Residual heat indicator (2 stage): indicates which cooking zones are still hot or warm.
- Childproof lock: prevent unintended activation of the hob.
- Pause function: pause the heating process, e.g. to answer the door.
- Main Switch: switch off all cooking zones at the touch of a button.
- Safety switch-off: for safety reasons, heating stops after a preset time without interaction.

#### Installation

- Dimensions of the product (HxWxD mm): 223 x 802 x 522
- Required niche size for installation (HxWxD mm) : 223 x 750 x (490 - 490)
- Min. worktop thickness: 16 mm
- Connected load: 7400 W
- powerManagement function: limit the maximum power if needed (depends on fuse protection of electric installation).
- Power cord: 1.1 m without plug, loose insert in packaging (electrical connection by electrician necessary)

#### Accessories

- Clean Air Plus odor filter, Slider for unducted recirculation included
- Installation into 60 cm floor cupboard possible

#### Integrated ventilation downdraft system

- Induction cooktop with fully integrated high-performance downdraft extractor.
- Suitable for ducted or recirculated extraction configuration (incl. differentiated software modes). Installation accessories for unducted recirculation, among these four cleanAir Plus odour filters and a telescopic slider element, are included in the cooktop. Accessories for other installation options are available, details in the planning notes.
- Aesthetically integrated fully flush air intake design with floating, heat resistant glass ceramics element for free movement and placement of cookware.
- - Automatic switch-on of ventilation system when a cooking zone is used.
- - Automatic delayed shut-off after cooking to erase residual odors after cooking (in specific ultra low-noise fan level, 12min in ducted extraction, 30min in recirculated extraction, can be shut-off manually).
- High-performance, low-noise blower with energy-efficient BLDC-technology. High extraction rates at very low noises with pleasant noise frequencies through psycho-acoustically and aerodynamically optimized interior with enclosed, non-visible blower. Highly pressuredrop resistant even with longer and more complex ductings.
- Easy-to-detach and easy-to-clean grease filter and liquid collector

## Features

unit:

- - Convenient one-hand removal of unit via floating glass ceramics handle.
- - Integrated, large-scale, high performance stainless-steel grease filters with 12 filtration layers and one black top layer for enhanced aesthetical integration. Grease filtration efficiency of 94 %.
- - All parts of the unit are easy-to-clean, fully dishwasher safe and heat resistant.
- - (Upper) Liquid collector unit with 200ml of capacity for standard accidental spillages or cooking condensate.
- - Powerful drainage system for spillages that exceed 200ml of liquids.
- - Liquid safety collector with additional capacity of 700ml for more severe accidental situations. Dishwasher safe. Easily accessible and detachable from below.
- - Overall capturing capacity of 900ml (200ml + 700ml).
- - Watertight blower system.
- Ventilation system performance:
- - Extraction performance in ducted extraction (according to EN 61591): min. normal setting 154 m<sup>3</sup>/h , max. normal setting 500 m<sup>3</sup>/h , max. Boost-/Intensive setting 622 m<sup>3</sup>/h .
- - Extraction performance in recirculated extraction (according to EN 61591): min. normal setting 117 m<sup>3</sup>/h , max. normal setting 487 m<sup>3</sup>/h , max. Boost-/Intensive setting 595 m<sup>3</sup>/h.
- - Noise level in ducted extraction (Sound power level according to EN 60704-3): min. normal setting 42 dB re 1 pW, max. normal setting 69 dB re 1 pW, max. Boost-/Intensive setting 74 dB re 1 pW.
- - Noise level in recirculated extraction (Sound power level according to EN 60704-3. ): min. normal setting 41 dB re 1 pW, max. normal setting 68 dB re 1 pW, max. Boost-/Intensive setting 72 dB re 1 pW.
- - Grease filter efficiency (according to EN 61591) 94 %.
- Consumption data and energy efficiency (according to Regulation (EU) No 65/2014):
- - Energy Efficiency Class: B (at a range of energy efficiency classes from A+++ to D).
- - Fluid Dynamic Efficiency: A .
- - Average energy consumption: 57 .
- Grease filtration efficiency class: B .
- - Noise min. normal setting & max. normal setting: 42 dB & 69 dB .
- For recirculation configuration: 2 x 2 battery of directly integrated, high-performance cleanAir Plus odour filters.
- - Optimized odor reduction performance for cooking applications with complex odor molecules (e.g. fish).
- - Large scale filter surface with high odor reduction capabilities.
- - Anti-pollen functionality: The filter retains an extremely high amount of airborne pollen and deactivates allergens which are retained by the filter.
- - Lifetime of 6-12 months (non-regenerative).
- - Low-noise filters with optimized psycho-acoustics.
- - Easy-to-access and easy-to-remove from above.
- - Replenishment cleanAir Plus odour filter set HZ9VRCR1.
- For ducted extraction configuration: 2 x 2 Battery of directly integrated, high-performance low-noise acoustic filters for significantly lower noise and improved psycho-acoustics.

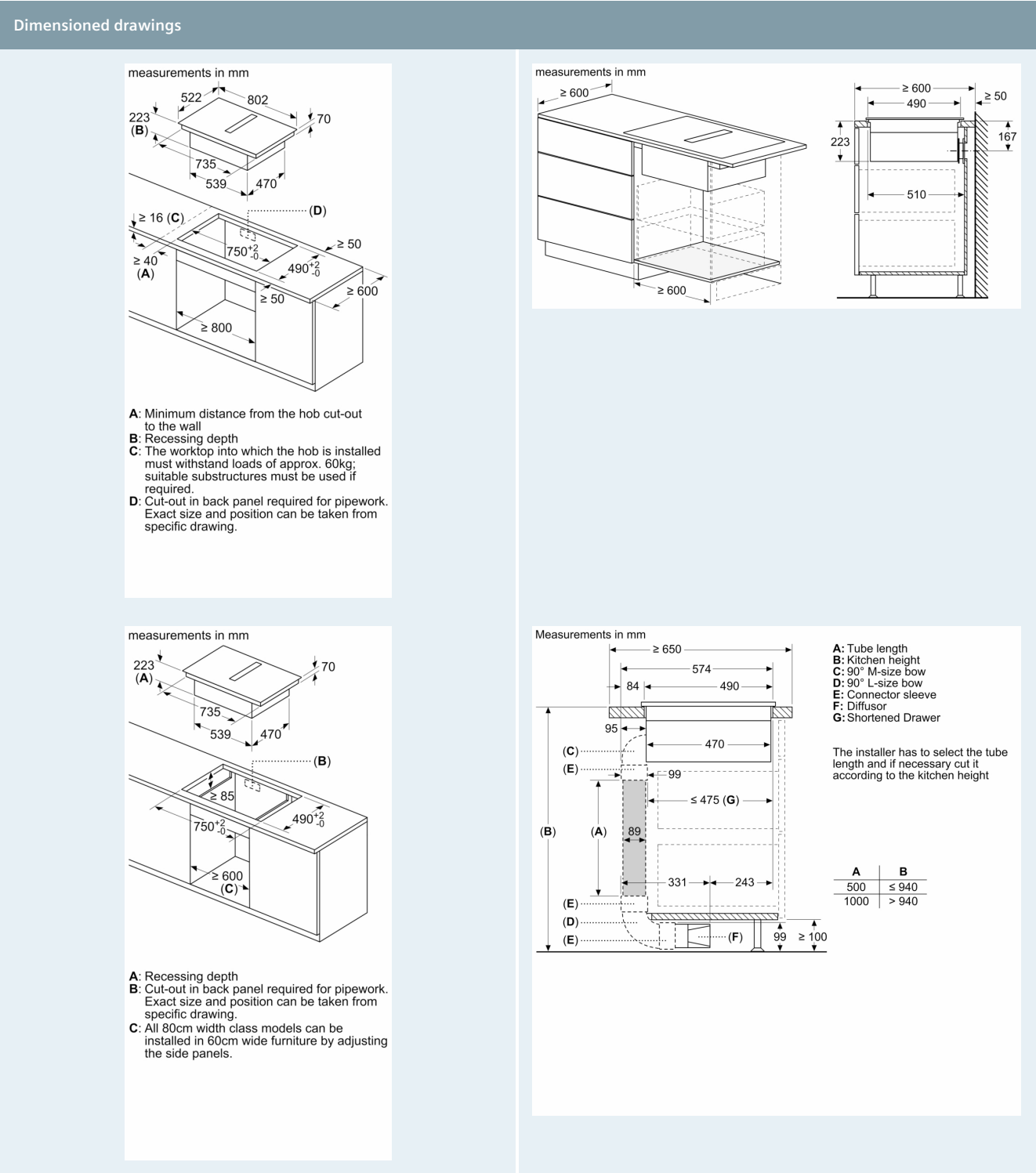
### Planning notes

- Suitable for ducted or recirculated extraction installations in 4 different options (unducted, partly and fully ducted recirculation or

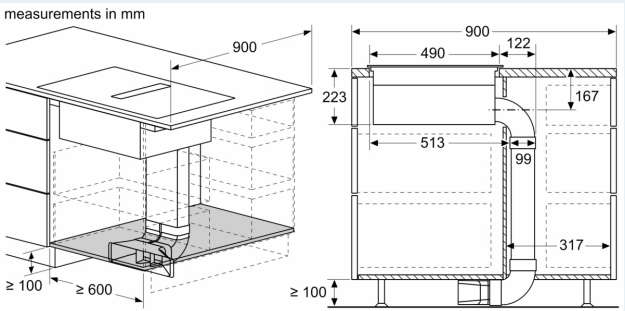
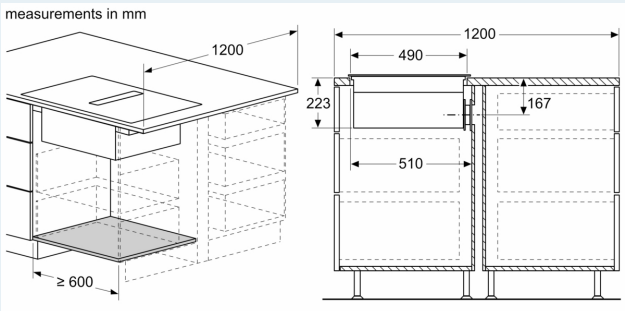
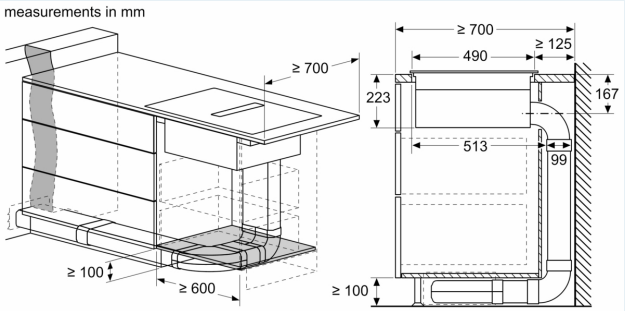
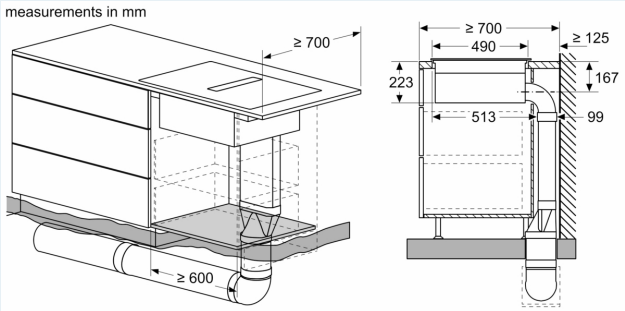
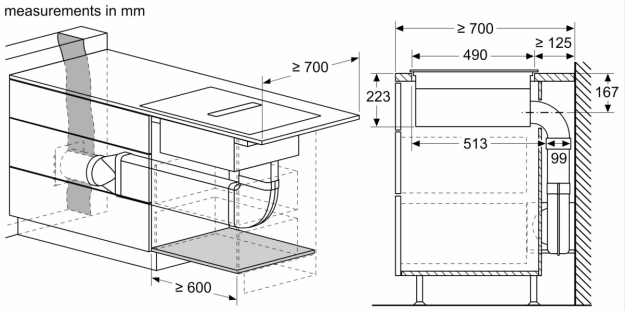
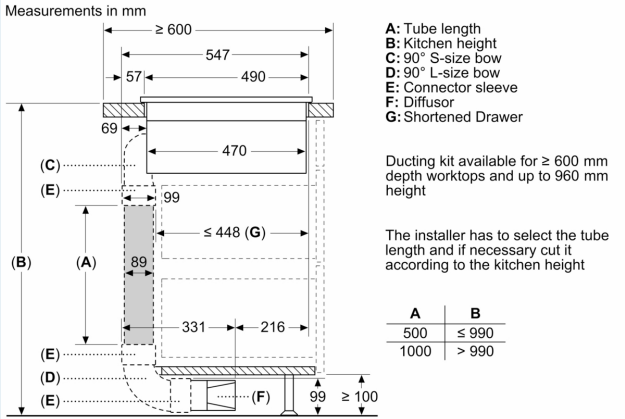
ducted extraction). Installation accessories for unducted recirculation, among these four cleanAir Plus odour filters and a telescopic slider element, are included in the cooktop. The included accessories allow easy and quick installations and can be planned in all worktop depths  $\geq 60$ cm. For other types of installation, one of the following accessory kits is recommended:

- - HZ9VDKR1 for partly-ducted recirculation in worktops of  $\geq 60$ cm depth with max. worktop height of 960 mm. HZ9VDKR0 for partly-ducted recirculation in worktops of  $\geq 70$ cm depth with max. worktop height of 960 mm.
- - HZ9VDKE1 as starter kit for ducted extraction in worktops of  $\geq 60$ cm depth.
- To complete the fully ducted extraction or to do any other individual recirculation planning different ducting accessories are available.
- Planning suggestions:
- - Installation is possible in island as well as wall oriented configurations.
- - The product and its accessories comply with the Needle Flame Test (according to IEC 60695-11-5) and the B1/B2 building material class (according to DIN 4102-1).
- - The max. immersion depth is 223 mm below worktop surface.
- - The appliance must be freely accessible from below (i.e. for accessing the lower liquid safety collector).
- - No false floor is necessary below the cooktop with integrated downdraft ventilation system. The drawers and/or shelves in the floor unit must be removable. The backpanel of the floor unit can be kept - only a cut-out for the air outlet is needed (position and size can be taken from the installation instructions).
- - An installation with unducted recirculation requires a vertical aperture of min. 25mm behind the backpanel of the furniture. Suggested for ideal performance are 50mm.
- - The minimum worktop thickness is 16 mm for top mounted and flush installed appliances with the standard installation system.
- - The overall appliance weight is 26kg - the bearing capacity and stability, in the case of very thin worktops in particular, must be supported using suitable substructures. The overall appliance weight and the worktop manufacturer's structural integrity specifications are to be taken into account.
- - For partly ducted and unducted recirculation extraction installations, a return-flow aperture of  $\geq 400$ cm<sup>2</sup> is to be respected in the plinth area. The aperture can be realized via outlet grids, lamella grids or subtly shortened plinths depending on the assortment of the kitchen furniture manufacturer.
- - The air outlet on the backside of the appliance can directly be accessed with a male flat duct element (DN 150).
- - The pressuredrop resistant blower allows longer and more complex ductings up to 8m with three 90° bows while keeping sufficient performance.
- - When installing an venting cooktop with ducted extraction and a chimney-vented fireplace, the power supply line of the appliance needs a suitable safety switch. This is not required for configurations in recirculated extraction.
- - In ducted extraction configuration a one-way flap (or backflow trap) with a maximum opening pressure of 65Pa should be installed.

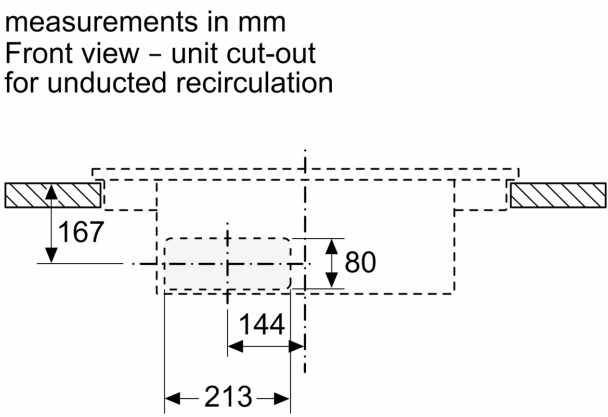
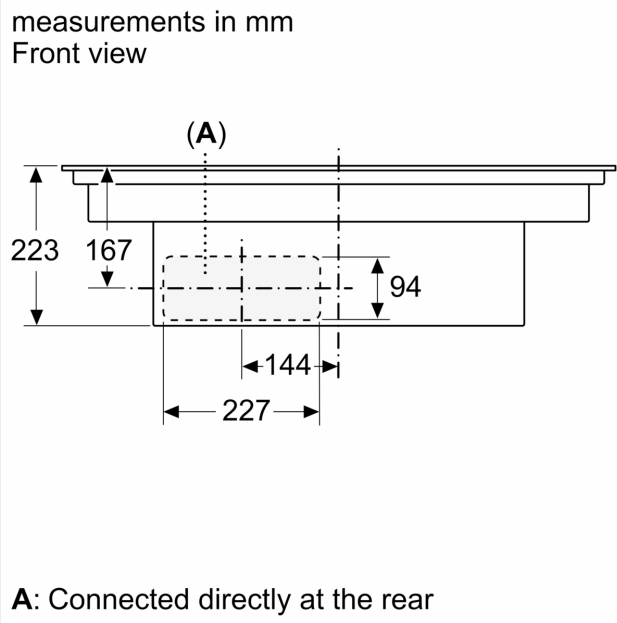
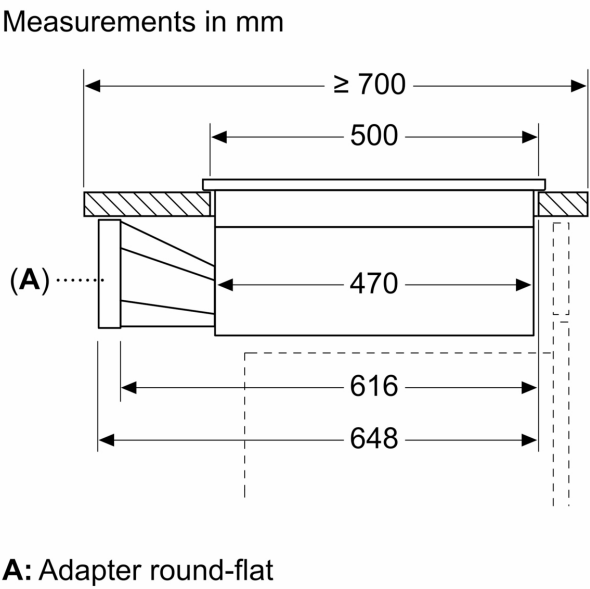
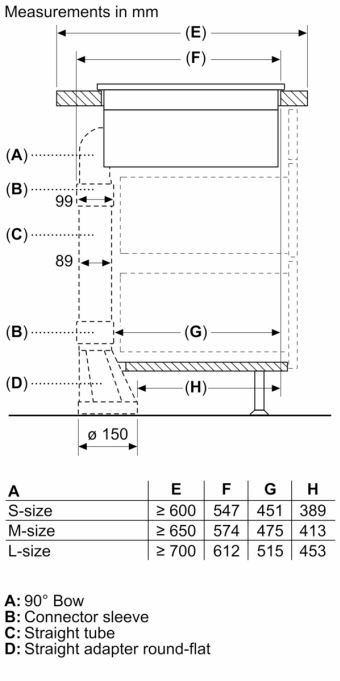
iQ500, Induction hob with integrated ventilation system, 80 cm, surface mount without frame ED811HQ26E



Dimensioned drawings



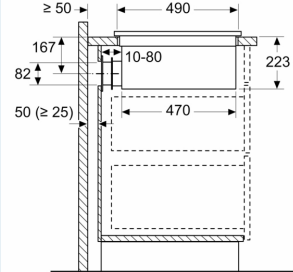
Dimensioned drawings



Dimensioned drawings

measurements in mm

Side view



When installing directly at outer walls that are non-insulated ( $\mu \geq 0.5 \text{ W/m}^2 \text{ } ^\circ\text{C}$ ), we recommend to use partially or fully ducted recirculation configurations.

measurements in mm

Front view

