


iQ700, Induction hob with integrated ventilation system, 80 cm, surface mount with frame EX870NX68E



Included accessories

1 x Slider for unducted recirculation, 1 x Clean Air Plus odor filter

Optional accessories

HZ32WA00 Wireless food thermometer, HZ390011 Stainless Steel roaster with glas lid, HZ390012 Steaming Rack for Stainless Steel roaste, HZ390090 Wok Set consisting of 3 Items, HZ390210 System pan diameter 15 cm, HZ390220 System pan diameter 19 cm, HZ390230 System pan diameter 21cm, HZ39050 Wireless temperature sensor for cooktop, HZ390512 Teppan Yaki (large), HZ390522 Griddle Plate, HZ9CF240 Fry pan, coated 24cm Ø, HZ9CF280 Fry pan, coated 28cm Ø, HZ9FE280 Iron pan Ø 18 / 28 cm, HZ9FF010 Flex Pan, large, HZ9FF030 Flex Pan set, 3 pcs., HZ9FF040 Flex Pan set, 4 pcs., HZ9SE030 Set of 2 pots and 1 pan, HZ9SE040 4 pieces Set, HZ9SE060 6 pieces Set, HZ9TY010 Teppan Yaki, HZ9VDKE1 Exhaust kit, HZ9VDKR0 Recirculation kit 2 L-bow (70cm), HZ9VDKR1 Recirculation kit S and L-bow (60cm), HZ9VDKR2 Recirculation kit 1x L-bow, HZ9VDSB1 90° flat duct bend horizontal, HZ9VDSB2 90° flat duct L vertical, HZ9VDSB3 90° flat duct M vertical, HZ9VDSB4 90° flat duct S vertical, HZ9VDSM1 Straight tube 500mm, HZ9VDSM2 Straight tube 1000mm, HZ9VDSS1 Connector sleeve (female), HZ9VDSS2 Flexibel connecting piece DN 150 flat, HZ9VEDU0 Acoustics Filter, HZ9VRCR1 Clean Air Plus odor filter (replacement), HZ9VRPD1 Plinth Diffusor

Design hob with a fully integrated, totally flush air-inlet.

- ✓ flexInduction – Smart cooking zone that adapts to your cookware.
- ✓ Blue dual lightSlider – Elegant touch and slide control.
- ✓ diamondProtect- Keeps your hob looking new and pristine, resisting everyday scratches.
- ✓ climateControl sensor – Monitors steam and smells, adjusts the power level automatically.
- ✓ Easy cleaning – Minimal cleaning effort for your built-in✓ extractor.

Features

Technical Data

Product name/family: ..... Cooking zone ceramic  
Design: ..... Built-in  
Source of energy: ..... Electric  
Total number of positions that can be used at the same time: 4  
Required niche size for installation (HxWxD): .....223 x 750-750 x 490-490 mm  
Width of the appliance: .....812 mm  
Dimensions: ..... 223x812x520 mm  
Dimensions of the packed product (HxWxD): ...430 x 950 x 660 mm  
Net weight: ..... 27.1 kg  
Gross weight: ..... 32.0 kg  
Residual heat indicator: .....yes  
Location of control panel: ..... Front  
Basic surface material: ..... Ceramic  
Color of surface: ..... Black  
Length electrical supply cord: ..... 110.0 cm  
Sealed Burners: ..... No  
powerBoost: .....All cooking zones  
Power of 2nd heating element (kW): ..... 3.3 kW  
Number of speed settings: ..... 17-stage + 2 intensive  
Maximum output air extraction: ..... 500 m³/h  
Boost position output recirculating: .....595.0 m³/h  
Maximum output recirculating air: ..... 499 m³/h  
Boost position air extraction: .....622 m³/h  
Noise level: ..... 69 dB(A) re 1pW  
Odour filter: ..... No  
Operating Mode: ..... Convertible  
Clean filter reminders: ..... Yes  
Voltage: .....220-240/380-415 V  
Frequency: .....50-60 Hz  
Included accessories: ..... 1 x Slider for unducted recirculation, 1 x Clean Air Plus odor filter



## iQ700, Induction hob with integrated ventilation system, 80 cm, surface mount with frame EX870NX68E

### Features

- 80 cm: space for 4 pots

#### Flexibility of cooking zones

- 2 flexZones: use cookware of any shape or size anywhere within the 40cm long zone.
- Cooking zone front left: 200 mm, 240 mm, 2.2 KW (max. power 3.7 KW)
- Cooking zone rear left: 200 mm, 240 mm, 2.2 KW (max. power 3.7 KW)
- Cooking zone rear right: 200 mm, 240 mm, 2.2 KW (max power 3.7 KW)
- Cooking zone front right: 200 mm, 240 mm, 2.2 KW (max. power 3.7 KW)

#### Usage convenience

- Dual lightSlider: directly control the power on the two illuminated touch bars (invisible when switched off).
- Directly control the power on the two blue illuminated touch bars (invisible when switched off).
- 17 power levels: precisely adapt the heat with 17 power levels (9 main levels and 8 intermediate levels).
- Keep warm function for all cooking zones: keep dishes warm at preset low power level.
- Switch-off timer (on appliance): switches off the cooking zone at the end of the time set (e.g. for boiled eggs).
- Count-down timer: an alarm sounds at the end of the time set (e.g. for pasta).
- Stopwatch: shows how much time has passed since starting the timer (e.g. for potatoes).

#### Time saving & efficiency

- powerBoost for all zones: boil water more quickly thanks to 50% more energy than at the highest standard level.
- panBoost: heat up pans more quickly than at the highest standard level while protecting the pan coating.
- Automatic join split: when placing large cookware on the Flex zone, the hob automatically connects two cooking zones into a large continuous one.
- powerMove Plus (3 levels): increase or decrease the power level simply by moving the pot forwards or backwards.
- flexMotion: when moving a pot to a different cooking zone (Flex zone), transfer all previous settings to the new zone at the touch of a button.
- When moving a pot on the Flex zone, the settings adjust instantly and the cooking zone adapts to the size of the cookware
- Automatic zone selection: when switched on, the hob automatically selects the Flex cooking zone on which a new cookware is placed.
- quickStart Function: when switching on, the hob automatically selects the cooking zone with cookware (placed in off-mode).
- reStart Function: in case of unintentional switch-off, restore all previous settings by switching on the hob again within 4 seconds.

#### Cooking assistance

- cookingSensor Plus ready (sensor sold separately): prevents overboiling of pots with the automatic temperature regulation of the pot-attached sensor.
- fryingSensor with 5 frying levels: prevents scorching with the automatic temperature regulation of the integrated sensor.
- only via HC app: easily find the right temperature setting for a certain dish via the Home Connect app.

#### Connectivity

- Home Connect (only in countries where Home Connect service is available): check if the hob is switched off even when not at home, and find recipes or additional functions in the Home Connect app.

#### Design

- diamondProtect: scratch-resistant glass ceramics.
- For an optimal visual appearance, we recommend the light sources halogen, LED or daylight. Neon light & energy saving bulbs are not recommended.
- Side profiles, Studio Line, black design
- studioLine exclusive zone printing: minimalistic design thanks to dark colour of zone printing.

#### Safety

- Residual heat indicator (2 stage): indicates which cooking zones are still hot or warm.
- Childproof lock: prevent unintended activation of the hob.
- Wipe protection function: wipe overboiled liquids without unintentionally changing settings (blocking all touch buttons for 30 seconds).
- Main Switch: switch off all cooking zones at the touch of a button.
- Safety switch-off: for safety reasons, heating stops after a preset time without interaction.
- Energy consumption display: shows the electricity consumption of the last cooking process.

#### Installation

- Dimensions of the product (HxWxD mm): 223 x 812 x 520
- Required niche size for installation (HxWxD mm) : 223 x 750 x (490 - 490)
- Min. worktop thickness: 16 mm
- Connected load: 7400 W
- powerManagement function: limit the maximum power if needed (depends on fuse protection of electric installation).
- Power cord: 1.1 m without plug, loose insert in packaging (electrical connection by electrician necessary)

#### Accessories

- Clean Air Plus odor filter, Slider for unducted recirculation included
- Installation into 60 cm floor cupboard possible

#### Integrated ventilation downdraft system

- Induction cooktop with fully integrated high-performance downdraft extractor.
- Suitable for ducted or recirculated extraction configuration (incl.

## Features

differentiated software modes). Installation accessories for unducted recirculation, among these four cleanAir Plus odour filters and a telescopic slider element, are included in the cooktop. Accessories for other installation options are available, details in the planning notes.

- Aesthetically integrated fully flush air intake design with floating, heat resistant glass ceramics element for free movement and placement of cookware.
- Ventilation system with 17 electronically controlled fan power levels and 2 Boost-/Intensive fan power levels (with automatic revert) via Dual lightSlider user interface. Sensor-based, smart, fully automatic mode of ventilation system:
- - Automatic switch-on of ventilation system when a cooking zone is used.
- - climateControl sensor :Sensor-based and cooktop-based, fully-automatic adjustment of power levels via advanced algorithm for maximum convenience.
- - 3 possible sensitivity modes of algorithm for maximum convenience (Low-noise oriented, balanced, performance-oriented).
- - Automatic delayed shut-off after cooking to erase residual odors after cooking (in specific ultra low-noise fan level, 12min in ducted extraction, 30min in recirculated extraction, can be shut-off manually).
- - Manual control possible via Dual lightSlider.
- High-performance, low-noise blower with energy-efficient BLDC-technology. High extraction rates at very low noises with pleasant noise frequencies through psycho-acoustically and aerodynamically optimized interior with enclosed, non-visible blower. Highly pressuredrop resistant even with longer and more complex ductings.
- Easy-to-detach and easy-to-clean grease filter and liquid collector unit:
- - Convenient one-hand removal of unit via floating glass ceramics handle.
- - Integrated, large-scale, high performance stainless-steel grease filters with 12 filtration layers and one black top layer for enhanced aesthetical integration. Grease filtration efficiency of 94 %.
- - All parts of the unit are easy-to-clean, fully dishwasher safe and heat resistant.
- - (Upper) Liquid collector unit with 200ml of capacity for standard accidental spillages or cooking condensate.
- - Powerful drainage system for spillages that exceed 200ml of liquids.
- - Liquid safety collector with additional capacity of 700ml for more severe accidental situations. Dishwasher safe. Easily accessible and detachable from below.
- - Overall capturing capacity of 900ml (200ml + 700ml).
- - Watertight blower system.
- Ventilation system performance:
- - Extraction performance in ducted extraction (according to EN 61591): min. normal setting 154 m3/h , max. normal setting 500 m3/h , max. Boost-/Intensive setting 622 m3/h .
- - Extraction performance in recirculated extraction (according to EN 61591): min. normal setting 132 m3/h , max. normal setting 499 m3/h , max. Boost-/Intensive setting 595 m3/h.
- - Noise level in ducted extraction (Sound power level according to EN 60704-3): min. normal setting 42 dB re 1 pW, max. normal setting 69 dB re 1 pW, max. Boost-/Intensive setting 74 dB re 1 pW.
- - Noise level in recirculated extraction (Sound power level according to EN 60704-3. ): min. normal setting 41 dB re 1 pW, max. normal

setting 68 dB re 1 pW, max. Boost-/Intensive setting 72 dB re 1 pW.

- - Grease filter efficiency (according to EN 61591) 94 %.
- Consumption data and energy efficiency (according to Regulation (EU) No 65/2014):
- - Energy Efficiency Class: B (at a range of energy efficiency classes from A+++ to D).
- - Fluid Dynamic Efficiency: A .
- - Average energy consumption: 57 .
- Grease filtration efficiency class: B .
- - Noise min. normal setting & max. normal setting: 42 dB & 69 dB .
- For recirculation configuration: 2 x 2 battery of directly integrated, high-performance cleanAir Plus odour filters.
- - Optimized odor reduction performance for cooking applications with complex odor molecules (e.g. fish).
- - Large scale filter surface with high odor reduction capabilities.
- - Anti-pollen functionality: The filter retains an extremely high amount of airborne pollen and deactivates allergens which are retained by the filter.
- - Lifetime of 6-12 months (non-regenerative).
- - Low-noise filters with optimized psycho-acoustics.
- - Easy-to-access and easy-to-remove from above.
- - Saturation indications for cleanAir Plus odour filter via user interface notification and via the Home Connect app with a convenient replenishment re-order option (replenishment cleanAir Plus odour filter set HZ9VRCR1).
- For ducted extraction configuration: 2 x 2 Battery of directly integrated, high-performance low-noise acoustic filters for significantly lower noise and improved psycho-acoustics.

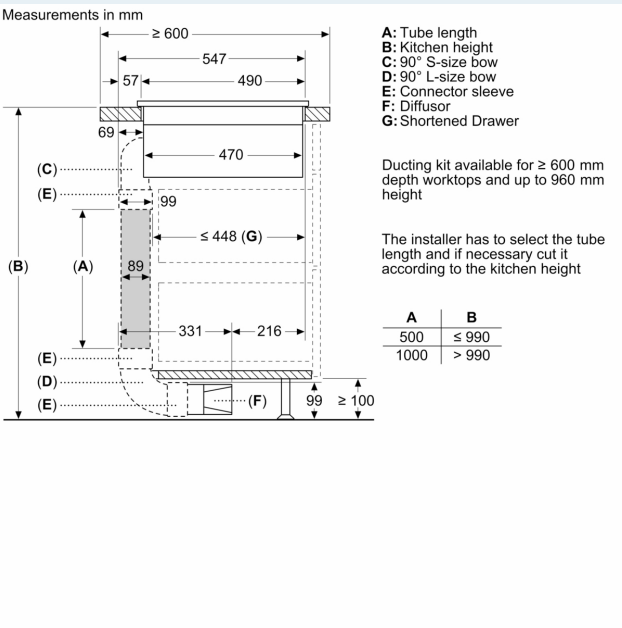
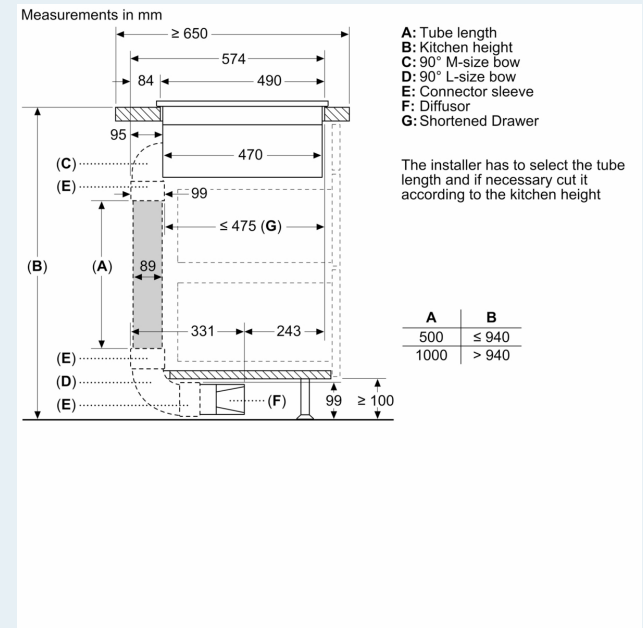
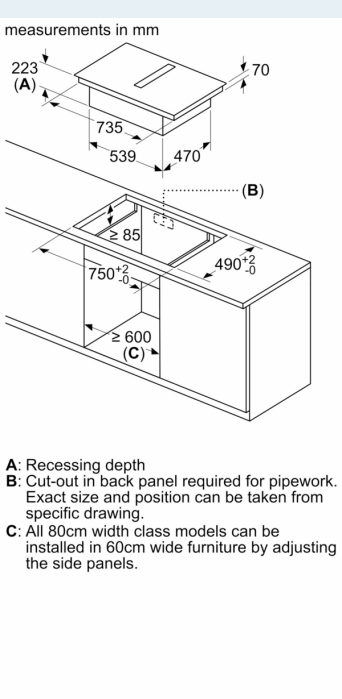
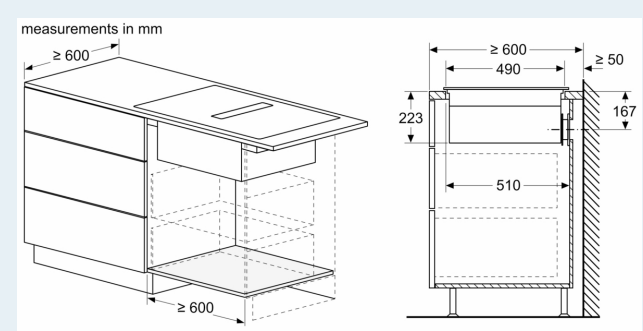
### Planning notes

- Suitable for ducted or recirculated extraction installations in 4 different options (unducted, partly and fully ducted recirculation or ducted extraction). Installation accessories for unducted recirculation, among these four cleanAir Plus odour filters and a telescopic slider element, are included in the cooktop. The included accessories allow easy and quick installations and can be planned in all worktop depths  $\geq 60$ cm. For other types of installation, one of the following accessory kits is recommended:
- - HZ9VDKR1 for partly-ducted recirculation in worktops of  $\geq 60$ cm depth with max. worktop height of 960 mm. HZ9VDKR0 for partly-ducted recirculation in worktops of  $\geq 70$ cm depth with max. worktop height of 960 mm.
- - HZ9VDKE1 as starter kit for ducted extraction in worktops of  $\geq 60$ cm depth.
- To complete the fully ducted extraction or to do any other individual recirculation planning different ducting accessories are available.
- Planning suggestions:
- - Installation is possible in island as well as wall oriented configurations.
- - The product and its accessories comply with the Needle Flame Test (according to IEC 60695-11-5) and the B1/B2 building material class (according to DIN 4102-1).
- - The max. immersion depth is 223 mm below worktop surface.
- - The appliance must be freely accessible from below (i.e. for accessing the lower liquid safety collector).
- - No false floor is necessary below the cooktop with integrated downdraft ventilation system. The drawers and/or shelves in the floor unit must be removable. The backpanel of the floor unit can be kept - only a cut-out for the air outlet is needed (position and size

Features	
<p>can be taken from the installation instructions).</p> <ul style="list-style-type: none"><li>• - An installation with unducted recirculation requires a vertical aperture of min. 25mm behind the backpanel of the furniture. Suggested for ideal performance are 50mm.</li><li>• - The minimum worktop thickness is 16 mm for top mounted and flush installed appliances with the standard installation system.</li><li>• - The overall appliance weight is 26kg - the bearing capacity and stability, in the case of very thin worktops in particular, must be supported using suitable substructures. The overall appliance weight and the worktop manufacturer's structural integrity specifications are to be taken into account.</li><li>• - For partly ducted and unducted recirculation extraction installations, a return-flow aperture of <math>\geq 400\text{cm}^2</math> is to be respected in the plinth area. The aperture can be realized via outlet grids, lamella grids or subtly shortened plinths depending on the assortment of the kitchen furniture manufacturer.</li><li>• - The air outlet on the backside of the appliance can directly be accessed with a male flat duct element (DN 150).</li><li>• - The pressuredrop resistant blower allows longer and more complex ductings up to 8m with three 90° bows while keeping sufficient performance.</li><li>• - When installing an venting cooktop with ducted extraction and a chimney-vented fireplace, the power supply line of the appliance needs a suitable safety switch. This is not required for configurations in recirculated extraction.</li><li>• - In ducted extraction configuration a one-way flap (or backflow trap) with a maximum opening pressure of 65Pa should be installed.</li></ul>	

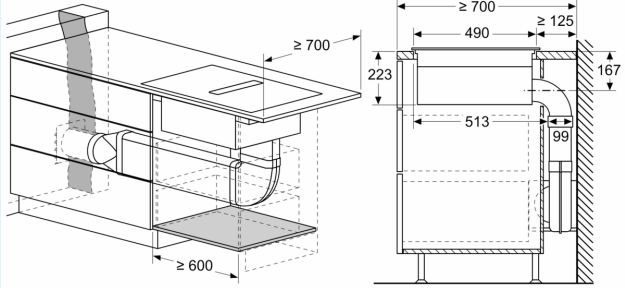
iQ700, Induction hob with integrated ventilation system, 80 cm, surface mount with frame EX870NX68E

Dimensioned drawings

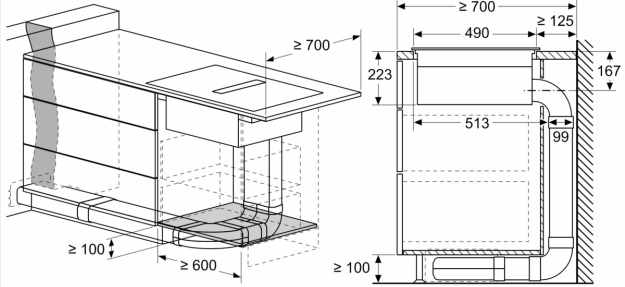


Dimensioned drawings

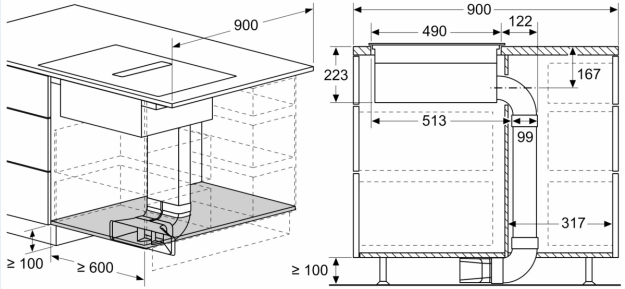
measurements in mm



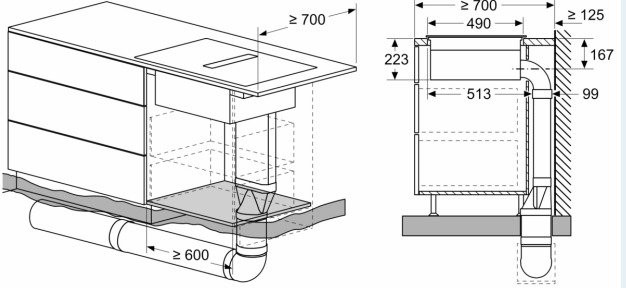
measurements in mm



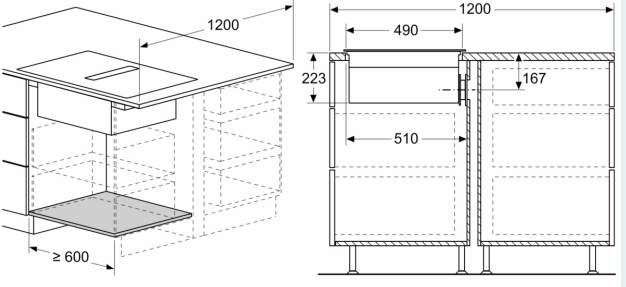
measurements in mm



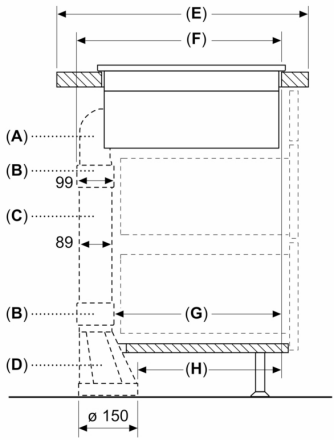
measurements in mm



measurements in mm



Measurements in mm

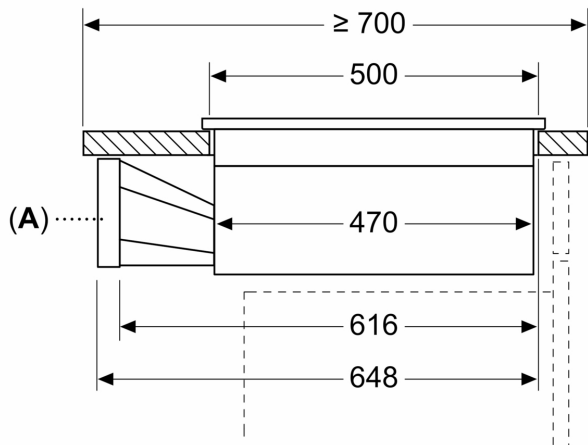


A	E	F	G	H
S-size	≥ 600	547	451	389
M-size	≥ 650	574	475	413
L-size	≥ 700	612	515	453

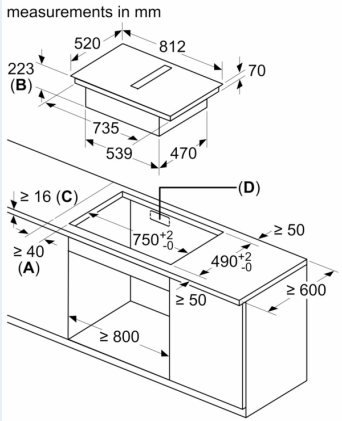
A: 90° Bow  
B: Connector sleeve  
C: Straight tube  
D: Straight adapter round-flat

Dimensioned drawings

Measurements in mm

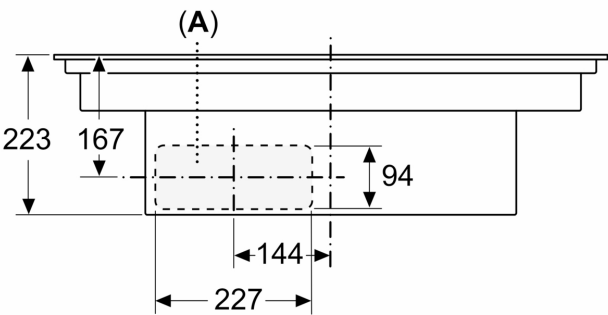


A: Adapter round-flat



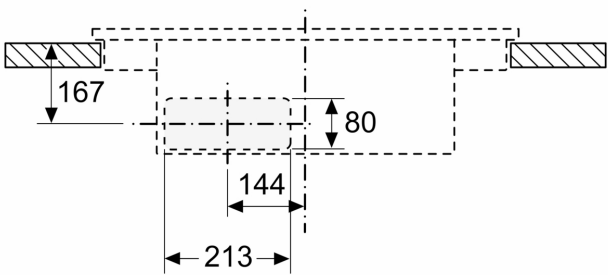
- A: Minimum distance from the hob cut-out to the wall
- B: Recessing depth
- C: The worktop into which the hob is installed must withstand loads of approx. 60kg; suitable substructures must be used if required.
- D: Cut-out in back panel required for pipework. Exact size and position can be taken from specific drawing.

measurements in mm  
Front view



A: Connected directly at the rear

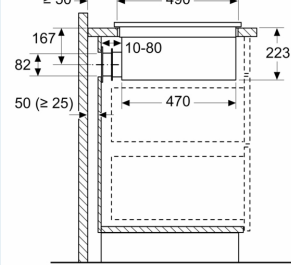
measurements in mm  
Front view – unit cut-out  
for unducted recirculation



Dimensioned drawings

measurements in mm

Side view



When installing directly at outer walls that are non-insulated ( $\mu \geq 0.5 \text{ W/m}^2 \text{ } ^\circ\text{C}$ ), we recommend to use partially or fully ducted recirculation configurations.

measurements in mm

Front view

